

Machine Learning Based Predicting the Assisted Living Care Needs

Dr. P. Umaeswari
Department of Computer Science and
Business Systems, R. M. K.
Engineering College
pui.csbs@rmkec.ac.in

S B G Tilak Babu
Dept of ECE
Aditya Engineering College
Surampalem, Andhra Pradesh, India
thilaksayila@gmail.com

G Ajay sankaru
Dept of ECE
Aditya Engineering College
Surampalem, Andhra Pradesh, India
ajay.sankar1989@gmail.com

G.N.R. Prasad
Chaitanya Bharathi Institute of
Technology
Hyderabad, India
gnrp@cbit.ac.in

B.V . Sai Thrinath
Department of EEE,
Sree Vidyanikethan Engineering College
Tirupati, India
connectbvst@gmail.com

Kalangi Balasubramanyam
St. Martin's Engineering College
Secunderabad, Telangana, India
kbalu.1991@gmail.com

Abstract—Rather than treating illnesses whenever they have been analyzed, sickness forecast is presently turning out to be more significant in emergency clinic the board frameworks. Forestalling such first and foremost by following the specialist's appropriate recommendations is ideal. For this, man-made brainpower and machine learning are utilized, consequently in this venture, choice Utilizing a forecast system based tree technique, illnesses can be anticipated and forestalled before they manifest. The examination of associations between sickness avoidance and treatment is the essential objective of applying man-made reasoning in healthcare. We look at the condition of man-made brainpower applications in healthcare now and estimate about their future. Compelling torment the executives can fundamentally upgrade patient results and personal satisfaction for various patient populaces (counting the old, grown-ups, and youthful patients), and for a sizeable part of the worldwide populace, assisted living is habitually important. We want to foster suitable information handling techniques that would permit us to fathom basic interdependencies to all the more likely comprehend how patients respond to torment and their needs for assisted living. Utilizing a sizable data set assembled as a result of the public wellbeing study, we foster a few unique calculations in this paper that can figure the requirement for medicinally assisted living results. The respondents to the study gave broad data with respect to their overall wellbeing status, intense and constant medical problems, as well as their own impression of agony while performing two direct undertakings: strolling on a level surface and climbing steps.

Keywords—Machine Learning, Living Care, Needs, Predicting, Assisted

I. INTRODUCTION

It very well may be hard as far as we're concerned to picture a world without PCs. Large information and examination have been progressively significant as of late, and savvy, self-learning gadgets have likewise been made. These gadgets are useful for arranging, making expectations, simply deciding, directing business investigations, and strategies.

Fake brain networks act as the reason for profound learning, which is becoming into a strong machine learning

device. They promise to impact the heading of computerized reasoning.

In the clinical business, expectation is critical. The expectation rules are applied consistently. Man-made brainpower instruments enjoy different benefits. It helps human mind in deciding and furthermore supports illness expectation. Calculations and programming are utilized by man-made brainpower to evaluate the complicated clinical information. Both organized and unstructured sorts of healthcare information can be handled utilizing man-made consciousness. The machine learning calculations are utilized to organized information. Present day profound learning and regular language handling are applied for unstructured information. Uses of machine learning in healthcare have extended rapidly as of late. Since profound learning is more open and has more information sources, it has turned into a significant part of the man-made brainpower indicative cycle. In the field of healthcare, man-made reasoning is viewed as a logical field that is related to explore studies, ventures, and applications that help choice based clinical undertakings. Specialists can recognize the sort of infection by utilizing a savvy PC supported finding framework. The discipline of medication isn't new to forecast. Expectation is like an information routine in clinical practice for the patients in emergency unit screen their cholesterol medications to gamble with definition. When joined with contemporary machine learning, clinical information sources permit us to make expectation models for an enormous number of clinical issues that are similar. Machine learning procedures are suitable for expectations that can be made in light of accessible information, but precise figures about the far future are at times intrinsically difficulties. In light of new advancements and social patterns, clinical practice is persistently changing [1]-[4].

At the point when individuals age, some either face an overall misfortune in wellbeing or progressively lose the ability to direct straightforward yet fundamental everyday errands like eating, washing, or washing. In numerous countries, the segment structure has changed emphatically during the most recent couple of many years.

The populace's quickest developing section has been more established people. Simultaneously, gigantic measures of public assets are contributed yearly to meet the care necessities of the older.

Wellbeing and social care administrations empower more seasoned individuals to reside uninhibitedly in their own homes, treat their sicknesses, and recuperate from them, which upgrade individuals' all's personal satisfaction and general government assistance. In any case, since there are just such countless assets accessible for care, both arising and rich countries face a serious trouble in effectively distributing those assets and conveying excellent administrations for the matured.

Making exact projections about the wellbeing status of the old is critical to fit medicines to their particular prerequisites.

We should look at the factors that are at first generally emphatically associated with the soundness of the old to precisely expect their wellbeing state. Considering this, an immense measure of writing has analyzed this issue, and information and involvement with this field are quick extending. The data age's availability to immense datasets specifically offers specialists the opportunity to all the more likely handle the perplexing associations between the factors and allows them to carry out more intensive groundwork. Nonetheless, the reasonable test of how to deal with this data successfully (specifically, distinguishing the most important indicators and utilizing these to make precise forecasts) emerges as how much data accessible to analysts develops dramatically. The process can't be rushed for specialists to get comfortable with these gigantic informational indexes and find indicators that are not currently shrouded in the writing (manual element designing). New information will be accessible when this errand is done, making the handled information currently obsolete [5]-[8].

II. REVIEW OF LITERATURE

Inquiries concerning how these capacities can further develop human dynamic in healthcare and the headway of man-made consciousness in innovation might come up. Openness to relevant information and wellbeing related spaces keep on being significant deterrents in the US. When contrasted with different sorts of information, gathering and sharing wellbeing information is more troublesome and badly designed because of the protection worries that are connected with it. Indeed, even the most fundamental figuring procedures are hampered by the electronic wellbeing record frameworks' absence of interoperability. The issue with man-made reasoning was subsequently settled through trial and error Man-made brainpower 2017.

Clinical choice emotionally supportive networks, which center around diagnosing a patient's condition given his side effects and segment information, were perhaps the earliest fruitful utilization of computerized reasoning. A standard based compelling framework known as Mycin

was created during the 1970s for distinguishing microscopic organisms that make extreme diseases and exhorting patients take anti-toxins to treat these contaminations Daniel B. 2013 In the area of science, the information should precisely anticipate future way of behaving. Furthermore, the fields call for procedures that can figure out perceptions made in the past as well as the future . Gianluca bontempi 2017 Clinical picture division, picture enrollment, PC helped finding, and picture directed treatment are regions where machine learning is being applied vigorously and where disappointment could be deadly Ashish Khare 2017 Machine learning strategies are progressively being utilized in the field of clinical imaging to make PC supported analysis models.

Healthcare associations use machine learning methods like directed, unaided, semi-administered, and profound learning to take care of multimodal clinical imaging-related issues . Yong Xia 2017.

Man-made brainpower, where PCs perform undertakings that are regularly accepted to require human knowledge, has been talked about in virtually every area of science and designing.

In the beyond a decade, the job of information examiners in wellbeing informatics has extended fundamentally. Fast advances in figuring power, speedy information stockpiling, and resemble handling have all supported the innovation's fast reception. Thus, interest in machine learning-based logical information riven models for healthcare is developing.

Clinics right now treat, make due, and keep up with basic data in the framework utilizing manual frameworks. The ongoing framework requires a huge measure of information to be scattered all through the emergency clinic the board foundation in regards to judgments, medicines, and conferences; this information may not stick to the executives principles. Irregularities might result from the clinic's different duplicates of similar information. Information in different information stores should be overseen successfully to get the right clinical care, counsel the suitable specialist, and get the sickness treated appropriately [9]-[11].

III. EXPERIMENT

The accompanying areas make up the main part of this trial:

- Information sneak look. Acquiring, placing into the information base, and taking a gander at the first informational collection's information structure.
- Information blending The polls for every subject are isolated in the first informational collection. It is useful to join these into a solitary informational collection for simplicity of investigation.
- Determination of elements. Utilizing machine learning calculations to remove the components that affect senior residents' wellbeing.

- Handling information. Until the information can be utilized to prepare machine learning models, handling the information.
- Developing models. Utilizing the preparation set to prepare different machine learning models for examination tests.
- Cross-approval multiple times. The approval was performed multiple times by haphazardly separating the whole dataset into 5 gatherings, with one gathering filling in as the approval set and the others as the preparation set.
- Impacts. Come by the outcomes, then momentarily express the end.

A. Data Preview

The underlying period of the examination is information extraction from the China Wellbeing and Retirement Longitudinal Study (CHARLS) directed in 2013 and 2015. The 2013 CHARLS wave enveloped 28 Chinese regions and studied an example of 18,333 Chinese grown-ups (matured 45 or more) in 10,803 homes across 150 provinces utilizing a multi-stage testing procedure. A subsequent report, called CHARLS 2015, was led with the first responders, 2,290 of whom pulled out. Altogether, 20,845 respondents participated in the CHARLS 2015, with a modified example size of 4,802. For the consolidated dataset, we decreased the quantity of perceptions to 29,477 by barring those with missing qualities in the factors for self-detailed wellbeing and utilitarian cutoff points as well as those with missing qualities in over 80% of the highlights. Essential individual data, family 5 design, monetary help, wellbeing status, actual estimation, utilization of clinical benefits, clinical protection, business, retirement and annuity, pay, utilization, resources, and the basic social conditions are totally covered by the overview questions. It is 23% whittling down rate. Gathering the waves from 2013 and 2015 has the advantage of utilizing information from two years where the example size was somewhat huge and the information were gathered utilizing a comparative survey system.

TABLE I. CHARLES INFORMATION

Question Number	Content
B	Demographic Background
C	Family
D	Health Status And Functioning
E	Health Care And Insurance
F	Income, Expenditure, And Assets

- Illustrative Foundation Data, Like Name, Birthdate, And Address.
- Family: Data About The Guardians, Kids, And Kin, As Well As Time Moves.
- Wellbeing Status, Practical Limitations, Assistants, And so forth. L Wellbeing STATUS AND Working
- Medical services And Protection Points Incorporate Usage, Expenses, And Clinical Protection.

- Work, Retirement, and Benefits: Business Conditions, Advantages, And so on.
- Pay, Use, And Resources Of The Family Incorporate Resources And Obligations.
- Lodging Qualities: The Absolute Region Of The Lodging Part, The Development Year, And so forth.

B. Data Merging

Every information table was added as a huge table in light of the respondents' ID after we entered each of the information into the data set. Here, Mongo DB was picked as the information base.

Mongo DB is a No SQL data set, rather than SQL Server, My SQL, and so on. It is fit for putting away information as key-esteem matches in archives. Keys, which are of the string type and are utilized to particularly distinguish records, while values can be of different complex document types. The name of this stockpiling design is BSON. BSON, likewise momentarily alluded to as Twofold JSON, is a double stockpiling design that looks like JSON. Since we principally utilized indexless expansion, cancellation, adjustment, and search activities in this analysis, MongoDB outflanked the SQL type data set with regards to execution.

C. FEATURE SELECTION

In excess of 3,500 elements are available in each CHARLS wave.

The main variables were resolved utilizing the Pearson Connection Coefficient and the Maximal Data Coefficient (MIC). A fresh out of the box new connection measurement called MIC checks how firmly two factors, X and Y, are related, either directly or non-straightly. An estimation of the direct relationship between's two factors is the Pearson connection coefficient (PCC). It has a worth somewhere in the range of +1 and 1, where +1 means a completely certain relationship, - 1 signifies a completely bad connection, and 0 means no direct relationship, as per the Cauchy-Schwarz disparity.

It is every now and again utilized in science. For each component, we determined the MIC and Pearson values. We then, at that point, picked factors with high MIC values and low Pearson values to make the nonlinear connection factors.

D. Data Processing

For the resulting steps, basically the information from the surveys from 2013 and 2015 were utilized. Machine learning techniques like the Help Vector Machine (SVM) and direct relapse are exceptionally delicate to missing qualities in the informational index. Preceding picking the elements, we registered the missing qualities. We tried with the direct relapse, k-Closest Neighbors (kNN), choice tree, and XGBoost machine learning models. Since the

XBGoost technique had the best ascription execution, we utilized it.

In this review, we saw two proportions of actual wellbeing: the level of useful cutoff points and self-revealed wellbeing. A dichotomized size of wellbeing was utilized, with 1 meaning phenomenal wellbeing and 0 signifying chronic weakness. Every respondent to the CHARLS review was inquired as to whether they could do six fundamental day to day exercises (EDAs) and six instrumental day to day exercises (IADLs). Individuals' practical capacity was assessed on a 4-point scale for every thing: 1 method I don't have an issue, 2 methods I do, 3 methods I want assistance, and 4 methods I can't make it happen. Every thing's scores were added up to develop a practical capacity marker; a more noteworthy complete score meant a more serious useful requirement.

Information handling included information standardization as a significant stage.

Some machine learning models are more powerless than others to the dataset's ridiculously factor scales. We rescaled each of the highlights so the qualities fit into a uniform reach somewhere in the range of 0 and 1, keeping bigger qualities in the information from overwriting more modest ones. This is achieved by separating the highlights' change by their mean qualities, which are deducted from the elements' unique qualities.

E. Training

A table with the aspects 2944715 can be gotten after the previously mentioned information handling has been done. The absolute number of perceptions are addressed by the 29744 columns. The result variable (for this situation, wellbeing status) and 13 elements picked by the calculations are undeniably contained in the 15 segments of section 6. The following stage is to make wellbeing status expectations by presenting inquiries to the machine learning models.

The straight model is fundamentally utilized in our examination as an assistant near study since it performs better compared to the nonlinear model at predicting more established grown-ups' wellbeing status. Given the significance of fake brain networks in our trial, we give a full portrayal of them here. We just give a quick outline of various machine learning procedures because of space imperatives.

As per fake brain organizations (ANN), learning is the most common way of changing the framework's inner portrayal because of outside upgrades so it can do a specific errand. At the point when we give the organization preparing information, it will utilize that information to iteratively find out about it, very much like the way in which we gain as a matter of fact.

Following element choice in this examination, 13 highlights were obtained. In the information layer, 13 hubs are arranged to get 13 elements. The enactment

capability was changed on account of predicting self-detailed wellbeing so the ANN produces a double result (1 for good wellbeing and 0 for chronic frailty). Scientists should carefully choose the hyper boundaries for the quantity of secret hubs and layers. Networks that need more secret hubs will under fit the information and produce mistaken forecasts. Then again, in the event that an organization contains an unnecessary number of stowed away hubs, it will confuse irregular mistakes in the information as examples. This will prompt over fitting of the information, otherwise called unfortunate speculation to undeveloped information (figure 1):

TABLE II. OVER FITTING EXAMPLE

Iterations	Error
23	2.6
36	3.5
46	3.9
59	4.2
62	4.6
68	5.6
75	6.2

The brain network utilized in this trial is shown fundamentally in the figure underneath. 200 hubs were set in the secret layer of this brain organization, and an actuation capability associated each layer. Profound learning requires the legitimate working of brain network enactment instruments. The profound learning model's result, exactness, and computational effectiveness not set in stone by the actuation capability.

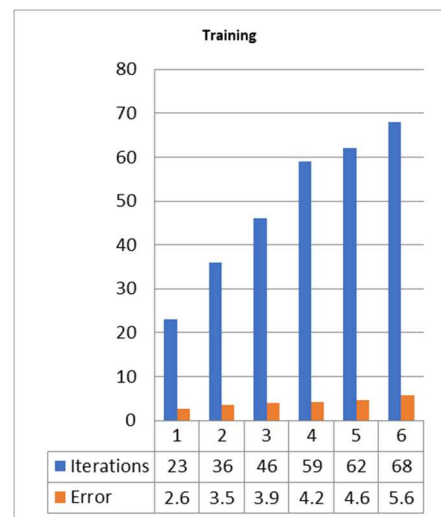


Figure 1: Over fitting example

IV. EXPERIMENT RESULTS

In the trial's component determination stage, the accompanying 13 indicators of wellbeing status were found: (1) weight (2) clinical costs (3) local location (4) momentum home cost (5) buy, fix, and extra parts costs for different vehicles (barring vehicles and bikes and electric bikes), (6) specialized devices (counting phones, cell

phones, and so on), (7) water and power costs in the earlier month (8) how much the family had spent on food (barring eating out) in the earlier week, and (9) whether the home has a shower or shower.

In light of the MIC models, the accompanying 13 indicators of the ADL and IADL debilitations were picked: (1) having health care coverage, (2) how much cash got as annuity and social advantages, (3) lodging residency, (4) how much cash got as open lodging reserve, (5) whether one is in retirement, (6) how much the personal charge for private health care coverage, (7) conjugal status, (8) acquiring cash, (9) acquiring lodging properties, (10) the kind of friendly advantages, (11) how much expense or social protection paid by others.

It ought to be seen that the classification of financial position incorporates a large number of the non-direct indicators of medical problems picked by the calculations (SES). Significant SES indicators for self-detailed wellbeing every now and again connect with individuals' living uses, however SES indicators of ADL and IADL restricts essentially center around pay and resource.

Following the securing of these elements, the order of self-announced wellbeing state and the forecast of utilitarian impediments were performed utilizing Counterfeit Brain Organization, Strategic Relapse, Backing Vector Machine, XGBoost Classifier, and Irregular Backwoods Classifier. Table 3 shows the characterization's discoveries

TABLE III. CLASSIFICATION RESULT (SELF-REPORTED HEALTH STATUS)

Algorithm	Accuracy
Artificial Neural Network	2.6
Logistic Regression	3.8
Support Vector Machine	4.5
XG Boost Classifier	5.8
Random Forest Classifier	6.2

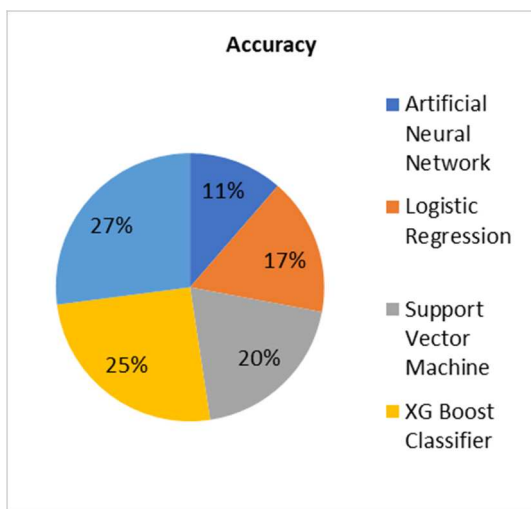


Figure 2. Classification result (self-reported health status)

TABLE IV. REGRESSION RESULT (ADL AND IADL LIMITATIONS)

Algorithms	mean squared error, MSE
Linear Support Vector Regression	2.9

Linear Regression	3.6
Random Forest Regressor	4.6
XG Boost Regresses	5.5
Artificial Neural Network	6.1




Figure 3. Regression result (ADL and IADL limitations)

The ANN performed best while looking at the characterization results. Its precision rating is the most noteworthy at 69.9%. The arbitrary backwoods classifier has the most horrendously awful expectation execution, with a precision of 60.6%. The precision of the calculated relapse model is 67.2%. It isn't the most ideal model, yet it is additionally not essentially mediocre compared to the ANN classifier.

V. DISCUSSION

This trial's extraction of non-direct highlights and foundation of a non-straight model prompted the recently fostered model's value in predicting more seasoned individuals' wellbeing status, as proven by the outcomes.

The non-straight relationship between's two factors can't be caught by regular procedures, for example, those in view of Pearson measures.

The conventional technique for physically picking highlights will in general pick highlights with a direct connection since it depends vigorously on earlier information and space skill. Therefore, a few dormant and non-straight highlights are habitually ignored and avoided with regard to displaying. These non-straight qualities, notwithstanding, can be very helpful in guaging the ideal factors. The outcome exhibits that such a component choice technique tracked down unambiguous non-direct elements (with low Pearson scores), which were concealed in the examination of the straight highlights. Highlights with a high direct relationship or non-straight connection can be found all the more effectively with MIC include determination. The prescient model might be upgraded by involving these highlights in the displaying. To catch the nonlinear connections between the elements and the objective factors while managing nonlinearly related highlights, a nonlinear model should be utilized.

Among the best non-straight machine learning models is the profound brain organization. Rather than additional customary methodologies like the irregular woodland, the profundity of the organization gives a flexible ability to catching complex relations. The non-linearity is given by the enactment capabilities on an enormous number of neurons.

VI. CONCLUSION

The wellbeing status of the older lately is anticipated in this paper utilizing various machine learning models. The counterfeit brain network is considered to be the best performing model by looking at the trial results since it showed the most noteworthy precision in the characterization tests. This shows the precision of the fake brain network used to gauge old patients' wellbeing.

The customary strategies utilized in sociology are not quite the same as machine learning procedures. The previous enjoys two benefits: first, machine learning strategies can gather non-direct elements. The effect of non-straight elements may now and again be the main component; in any case, the component choice task is worked around the information, and the outcomes are straightforwardly determined from the information, in contrast to the past customary strategies for examination in the sociologies, like various direct relapse. In contrast with physically checking the qualities in light of the writing survey, it in this manner saves a lot of time. Furthermore, it can present a new perspective and perspective while keeping away from the impedance of earlier information.

REFERENCES

- [1] Ashish Khare, Moongu Jeon, Ishwar K. Sethi, and Benlian Xu, —Machine Learning Theory and Applications for Healthcare Volume 2017, Article ID 5263570, 27 September 2017
- [2] Daniel B. Neill, "Using Artificial Intelligence to Improve Hospital Inpatient Care" March/April 2013
- [3] Eman Saleem Ibrahim Harba —Computer-Aided Diagnosis for Lung Diseases based on Artificial Intelligence: A Review to Comparison of Two-Ways: BP Training and PSO Optimization IJCSMC, Vol. 4, Issue. pg.1121 – 1138 6, June 2015
- [4] Fei Jiang, Yong Jiang, Hui Zhi, Yi Dong, Hao Li, Sufeng Ma, Yilong Wang, Qiang Dong, Haipeng Shen, Yongjun Wang —artificial intelligence in healthcare: past, present and future 22 June 2017
- [5] Jonathan H. Chen, Steven M. Asch, —Machine Learning and Prediction in Medicine — Beyond the Peak of Inflated Expectation June 2017
- [6] Paritosh Khubchandani, Kundan Jha, Rohit Bijani, Surah Lala, Pallavi Saindane, Medical Prediction using Artificial Intelligence research article vol.7 issue No 3 2017.
- [7] Qing-yun Dai, Chun-ping Zhang and Hao Wu, —Research of decision tree classification algorithm in data mining vol.9, no.5 2016
- [8] Shikha Chourasia, —Survey paper on improved methods of ID3 decision tree classification vol.3, issue 12, December 2013
- [9] Statistics Denmark, Befolkningstilvæksten højest blandt de ældste (Danish), 2021.
- [10] United Nations: Department of Economic and Social Affairs, World Population Ageing 2019: Highlights, 2019.
- [11] Yong Xia, Zexuan Ji, Andrey Krtlov, Hang Chang, and Weidong cai, —machine learning in multimodal medical imaging volume 2017 article ID 1278329 5 march 2017